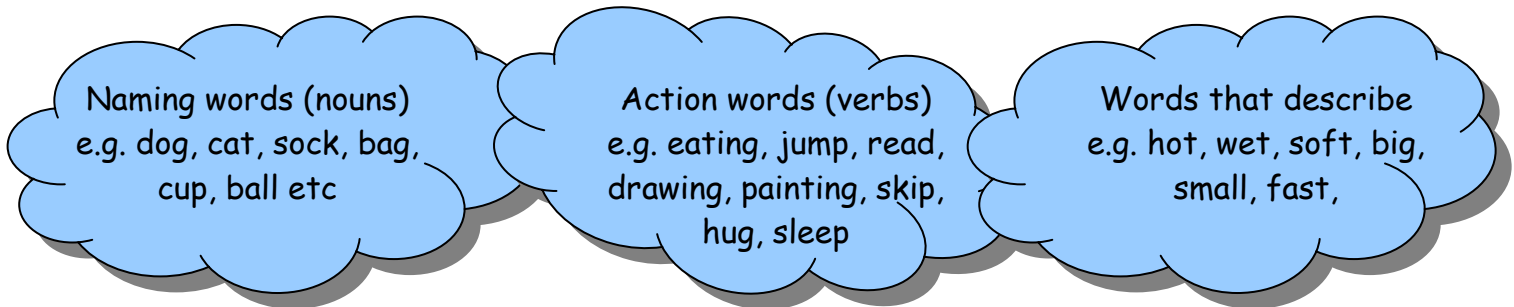


CHILDREN'S SPEECH AND LANGUAGE THERAPY SERVICE

Starting out with words

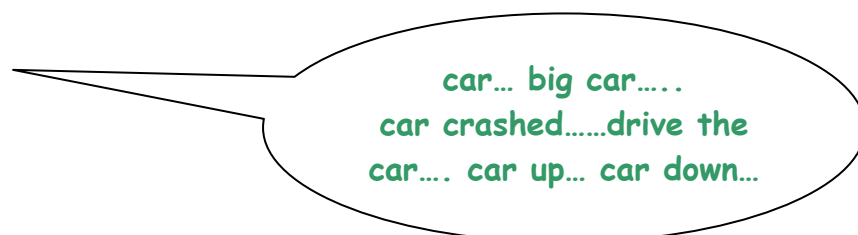
All children learn to talk at different rates. The way adults use language can help children to communicate.

- 1) Use **simple language** to talk about what you are doing, e.g. "eating dinner" "Brrm, driving the car"
- 2) Use lots of different **types of words** all throughout the day to help your child to listen to and learn new words.

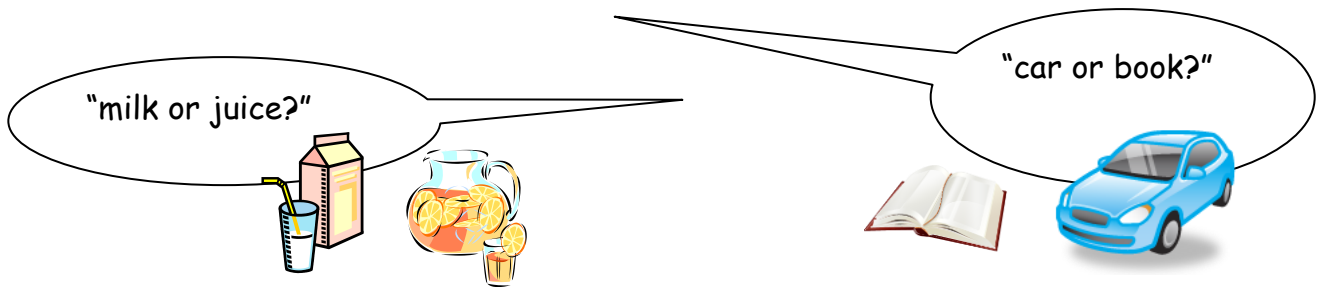


3) Avoid asking too many questions. Instead, comment on what is happening or what you can see. This gives your child an example of the words they could use... try "It's a cow" (rather than "what's that?") or "you're jumping" (rather than "what are you doing?")

4) **Repeat** words lots of times so your child gets more opportunity to understand them and then use them...



5) Offer your child **choices**, even if they point to show you what they want you are saying the words they could use next time.



6) Work out what you think your child means and say the words they could try next time (**interpret** their message), for example if your child points to the door to tell you they want to go out, you can say "out" or "open door"

Don't make your child copy you, just pause and give them time to respond (don't tell them to "SAY out")

7) Use fun words, sounds, animal noises etc to help your child learn:

"Go!" **"splash"** **"brum"** **"meow"** **"pop!"** **"choo choo"** **"woof"** **"ready, steady, go"**

For more information visit www.alderhey.nhs.uk or talk to your Speech and Language Therapist.

Speech and Language Therapy Department (Sefton)
Netherton HC (0151 247 6109) Hoghton St, Southport (01704 395884)