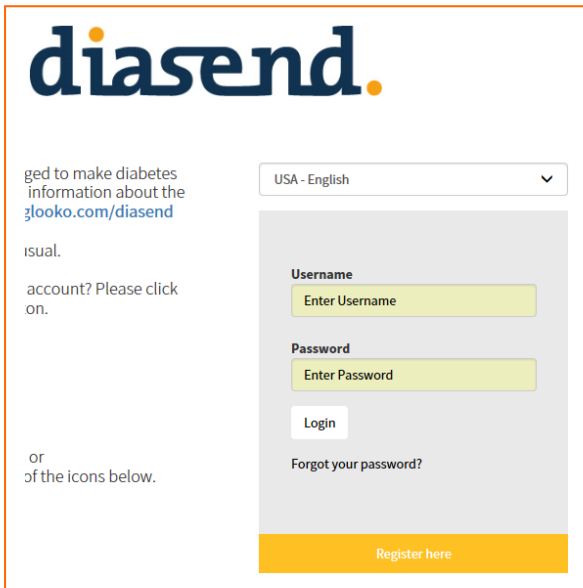


Children and Young People's Diabetes Service

How to link Dexcom G5 with Diasend and share information with your healthcare professional

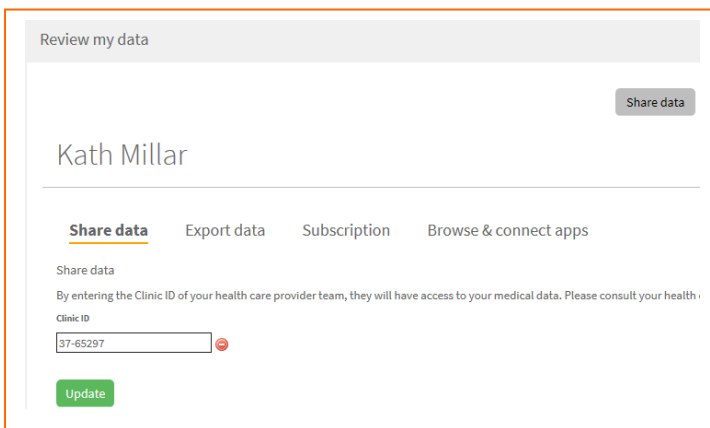
Register an account on www.diasend.com, or if you have an existing account, please log in.



The screenshot shows the Diasend website interface. At the top left is the 'diasend.' logo. Below it, there is a link to 'glooko.com/diasend'. A dropdown menu is set to 'USA - English'. The main content area has a 'Username' field with the placeholder 'Enter Username', a 'Password' field with the placeholder 'Enter Password', and a 'Login' button. Below the password field is a link for 'Forgot your password?'. At the bottom of the form is a yellow 'Register here' button.

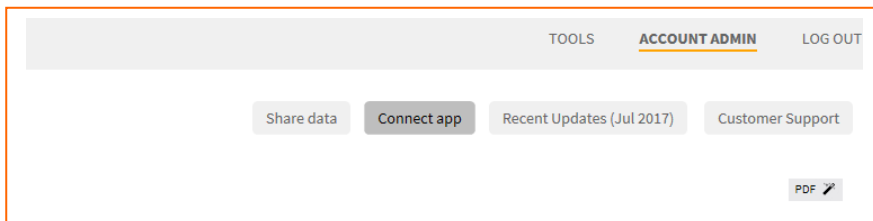
To allow information to be shared with your healthcare professionals, click on “Share data tab” and input:

Clinic ID as 37-65297

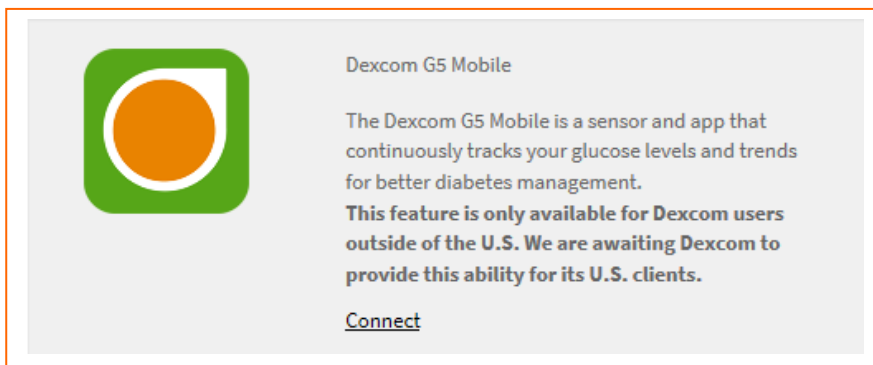


The screenshot shows the 'Review my data' page for a user named Kath Millar. There is a 'Share data' button in the top right corner. Below the user name, there are four tabs: 'Share data' (which is selected), 'Export data', 'Subscription', and 'Browse & connect apps'. Under the 'Share data' tab, there is a message: 'By entering the Clinic ID of your health care provider team, they will have access to your medical data. Please consult your health...'. Below this message is a 'Clinic ID' label and a text input field containing '37-65297'. There is a red 'x' icon to the right of the input field. At the bottom left of the form is a green 'Update' button.

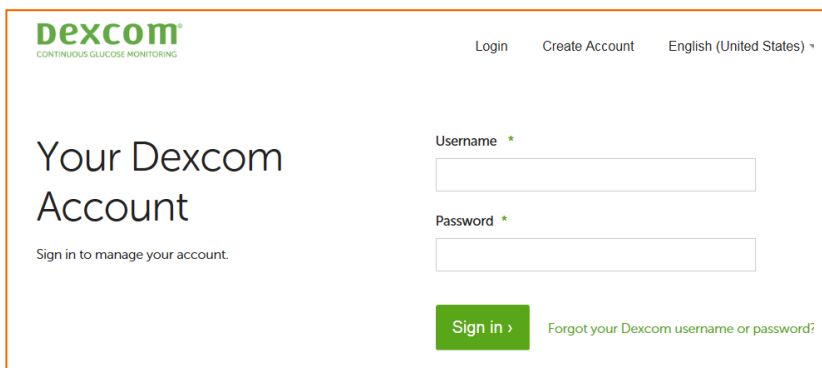
Click on the “Connect app” tab.



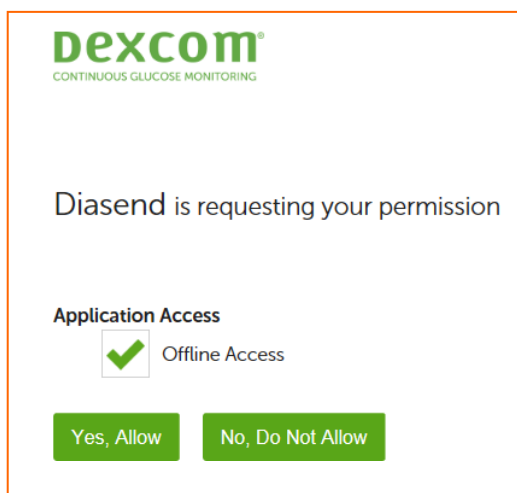
Click on 'Connect' under the Dexcom G5 Mobile symbol.



Sign in to your Dexcom account.

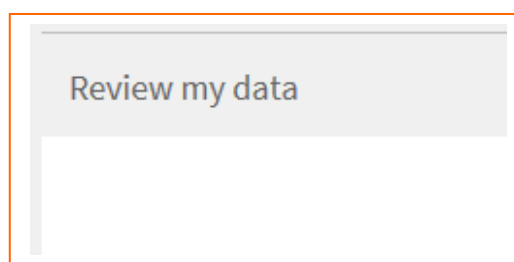


Allow access.



Review date January 2019

To return to readings, click on 'Review my data' at the top left hand of the screen.



Congratulations, you should now be set up.

Contacting us in an Emergency

In an emergency you can contact our team during the day or night – call these numbers for advice about managing diabetes when you are worried about illness, high blood glucose levels with ketones or hypoglycaemia or if you are unable to give/deliver insulin or measure blood glucose levels.

Daytime (8am – 6pm) – **0151 252 5766**

Out of hours – **0151 228 4811**. Ask for the diabetes out of hours on call service

You will be put through to the on-call member of the diabetes team. You may have to leave a message (we may be on another call or with a patient) but we will call you back within an hour.

Contacting us when it's not an emergency

Diabetes Administrators

- Ann Mason (Pathway Co-ordinator) 0151 282 4518
- Camilla Spengler (Administration Support) 0151 252 5157

Diabetes Nurses

- Sue Kerr 0151 252 5738
- Jonathon Mimmagh 0151 252 5131
- Rachael Hanneffy 0151 252 5853
- Noala Bradshaw 0151 252 5381
- Kath Millar 0151 252 5249
- Keith Thornborough 0151 282 4747

Review date January 2019

Diabetes Dietitians

· Emma O’Sullivan 0151 252 5373

Diabetes Consultants

· Dr Paul, Dr Ghatak and Dr Mehta (via Pathway Coordinator) 0151 282 4518

Clinical Psychology

· Dr Anna Simmons and Dr Lyndsey Carlson 0151 252 5586

Making / Changing your appointment

0151 2525358

You can also email the team at diabetes@alderhey.nhs.uk with any queries and for sending downloads from your pump or blood glucose meter to the team. We always try to reply to your email within three working days.