

Radiation Safety (A Note for Parents).

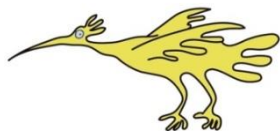
A **Cardiac Catheterisation** does involve a dose of radiation.

There is no upper limit for the amount of radiation required to undertake any Cardiac diagnostic procedure, as the benefits of the procedure outweigh the risks of the radiation dose received.

Any patient of child bearing age and gender undergoing any Cardiac Catheter Procedure will have a Pregnancy test prior to the procedure being undertaken.

This is to avoid any unnecessary radiation dose being given to a developing foetus.

Please do not take offence, as this is Trust policy.



If you have any queries, please feel free to contact us on: 0151 252 5332.


This leaflet only gives general information. You must always discuss the individual examinations of your child with the appropriate member of staff. Do not rely on this leaflet alone for information about your child's examinations.

This information can be made available in other languages and formats if requested.

Alder Hey Children's NHS Foundation Trust
Alder Hey
Eaton Road
Liverpool
L12 2AP

Tel: 0151 228 4811
www.alderhey.nhs.uk


© Alder Hey
Review Date: May 2024
PIAG: 106



Alder Hey Children's
NHS Foundation Trust

Cardiology Department

Cardiac Catheterisation



Information for patients,
parents and carers

Here is some information about your Cardiac Catheterisation

Your **Cardiac Catheterisation Team** are based in Theatre 11 (Cardiac Suite).

The team consists of:

Cardiologist


Cardiac Anaesthetist

Cardiac Operating Department Practitioner (O.D.P.)

Electrocardiogram (E.C.G.) Technician

Cardiac Theatre Nurses

Cardiac Radiographer



We perform special dynamic (moving) x-ray pictures of the heart. We use a special “dye” called contrast agent that shows up on the x-rays (**Angiography**).

We also produce ECG and pressure traces of your heart (**Pressure monitoring**).

We also take small blood samples to measure the oxygen levels in the different chambers of the heart (**Oxygen Saturation levels**).

These tests show us how your heart is working.

The **Cardiac Catheter** procedure can take quite a while to do, so you will need to be asleep for your pictures.

The Anaesthetist will help you go to sleep with a **General Anaesthetic**.



To take the pictures we use a special x-ray machine called an image intensifier.

This allows us to take pictures from above and at the side of you at the same time.

