

## Newborn Screening

### Standard Operating Procedure

Title: Newborn Screening Bloodspot Examples

Index: Newborn Screening 2235

Authors: Paul Coakley

Authorised By: Paul Coakley

Date of Issue: 31-Jul-2023

Date of last update: 31-Jul-2023 09:57

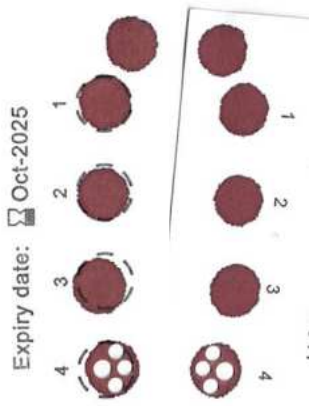
Review Date: No review required

Document Status: Authorised

Version: 1.0

## **Introduction and Scope**

Examples of poor quality blood spots to help assist the midwives when taking bloodspots



The Perfect card


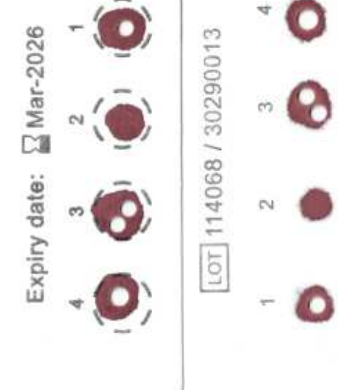

Spots too small, only single punch available from a spot

Multi spotted sample, cannot be used

Insufficient and discoloured

Spot 3 only valid spot on card as can get 2 punches from it

Multi spotted- cannot be used



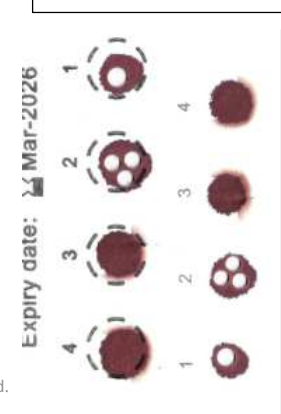
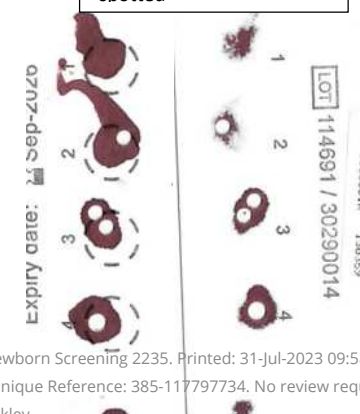
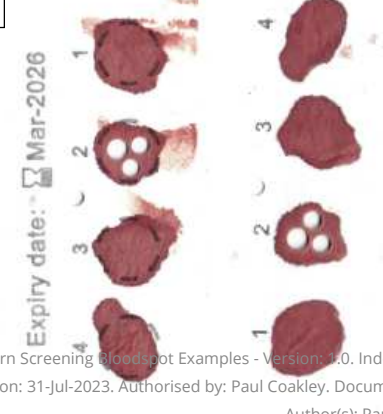
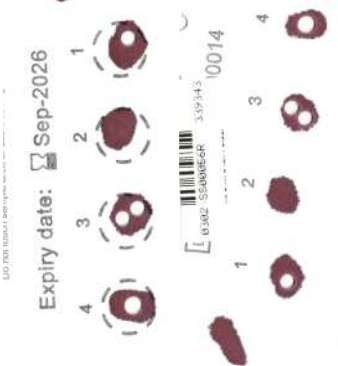

Compressed- darker ring around edge- cannot be used

Spot 3 only valid spot on card as can get 2 punches from it

Multi spotted, too wet when put in envelope

Too small and multi-spotted

Liquid damage



Multi and discoloured- cannot be used



Ridged- cannot be used

Do not detach or fold.  
Do not touch sample area or use if damaged.

Expiry date: Jan-2025

LOT 112911 / 30290009

832862

1 2 3 4

1 2 3 4